

7-1971800-4 ✓ ACTIVE




GRACE INERTIA 2.5

TE Internal #: 7-1971800-4

PCB Mount Header, Vertical, Wire-to-Board, 7 Position, 2.5 mm [.098 in] Centerline, Fully Shrouded, Tin, Through Hole - Solder, GRACE INERTIA 2.5

[View on TE.com >](#)

Connectors > PCB Connectors > PCB Headers & Receptacles



Connector System: **Wire-to-Board**

Number of Positions: **7**

Number of Rows: **1**

Centerline (Pitch): **2.5 mm [.098 in]**

PCB Mount Orientation: **Vertical**

Features

Product Type Features

Connector System	Wire-to-Board
Header Type	Fully Shrouded
Connector & Contact Terminates To	Printed Circuit Board
PCB Connector Assembly Type	PCB Mount Header

Configuration Features

Number of Positions	7
Number of Rows	1
PCB Mount Orientation	Vertical

Body Features

Primary Product Color	Yellow
-----------------------	--------

Contact Features

Mating Square Post Dimension	.5 mm[.02 in]
Contact Mating Area Plating Material Thickness	1 μ m[40 μ in]
Contact Mating Area Plating Material Finish	Matte



Contact Mating Area Plating Material	Tin
Contact Type	Pin
Contact Current Rating (Max)	3 A

Termination Features

Rectangular Termination Post & Tail Thickness	.46 mm[.018 in]
Rectangular Termination Post & Tail Width	.46 mm[.018 in]
Termination Method to Printed Circuit Board	Through Hole - Solder

Mechanical Attachment

Mating Alignment Type	Keyed, Polarization
Mating Retention	With
Mating Retention Type	Locking
Connector Mounting Type	Board Mount
Mating Alignment	With
PCB Mount Alignment	With
PCB Mount Retention	With

Housing Features

Housing Material	Nylon
Centerline (Pitch)	2.5 mm[.098 in]

Usage Conditions

Operating Temperature Range	-30 – 105 °C[-22 – 221 °F]
-----------------------------	----------------------------

Operation/Application

Circuit Application	Signal
---------------------	--------

Industry Standards

UL Flammability Rating	UL 94V-0
------------------------	----------

Packaging Features

Packaging Type	Box
----------------	-----

Product Compliance

[For compliance documentation, visit the product page on TE.com>](#)

EU RoHS Directive 2011/65/EU	Compliant
EU ELV Directive 2000/53/EC	Compliant



China RoHS 2 Directive MIIT Order No 32, 2016	No Restricted Materials Above Threshold
EU REACH Regulation (EC) No. 1907/2006	Current ECHA Candidate List: JUNE 2022 (224) Candidate List Declared Against: JUNE 2022 (224) Does not contain REACH SVHC
Halogen Content	Not Low Halogen - contains Br or Cl > 900 ppm.
Solder Process Capability	Not reviewed for solder process capability

Product Compliance Disclaimer

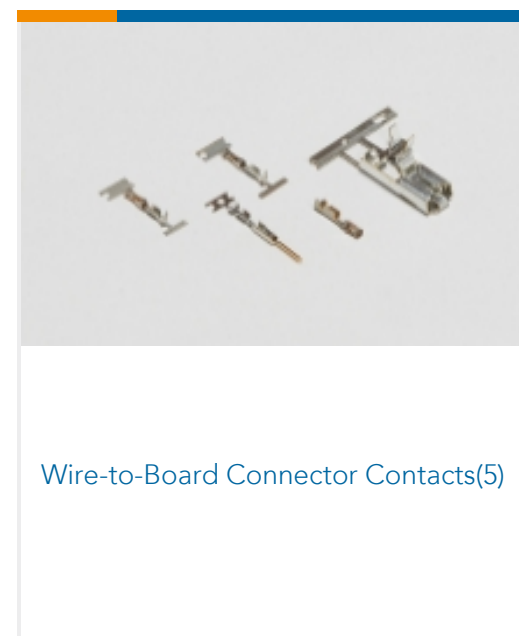
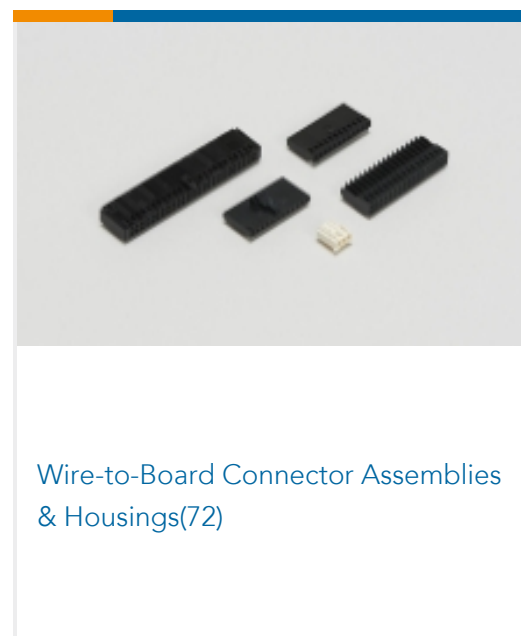


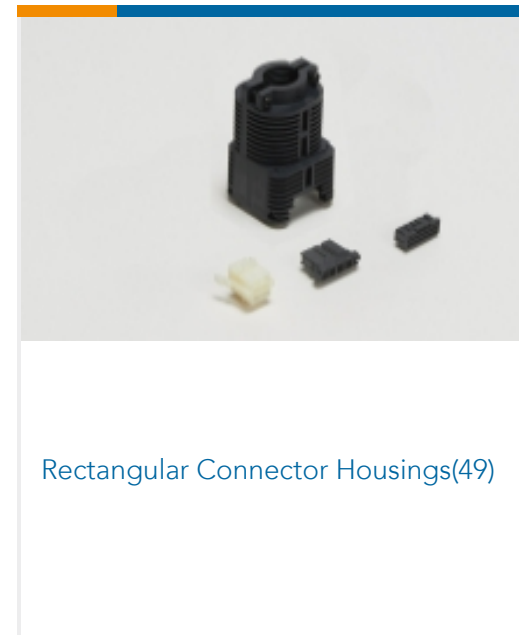


This information is provided based on reasonable inquiry of our suppliers and represents our current actual knowledge based on the information they provided. This information is subject to change. The part numbers that TE has identified as EU RoHS compliant have a maximum concentration of 0.1% by weight in homogenous materials for lead, hexavalent chromium, mercury, PBB, PBDE, DBP, BBP, DEHP, DIBP, and 0.01% for cadmium, or qualify for an exemption to these limits as defined in the Annexes of Directive 2011/65/EU (RoHS2). Finished electrical and electronic equipment products will be CE marked as required by Directive 2011/65/EU. Components may not be CE marked. Additionally, the part numbers that TE has identified as EU ELV compliant have a maximum concentration of 0.1% by weight in homogenous materials for lead, hexavalent chromium, and mercury, and 0.01% for cadmium, or qualify for an exemption to these limits as defined in the Annexes of Directive 2000/53/EC (ELV). Regarding the REACH Regulation, the information TE provides on SVHC in articles for this part number is based on the latest European Chemicals Agency (ECHA) 'Guidance on requirements for substances in articles' posted at this URL: <https://echa.europa.eu/guidance-documents/guidance-on-reach>

Compatible Parts

 <p>TE Part # 4-1971798-4 NEW GI CONN2.5 HDR ASMBLY 4P YLW D1.0</p>	 <p>TE Part # 4-1971800-1 NEW GI CONN2.5 HDR ASMBLY 4P NC D1.5</p>	 <p>TE Part # 4-1971800-2 NEW GI CONN2.5 HDR ASMBLY 4P BLU D1.5</p>	 <p>TE Part # 4-1971800-3 NEW GI CONN2.5 HDR ASMBLY 4P RED D1.5</p>
 <p>TE Part # 4-1971800-4 NEW GI CONN2.5 HDR ASMBLY 4P YLW D1.5</p>	 <p>TE Part # 7-1971798-2 NEW GI CONN2.5 HDR ASMBLY 7P BLU D1.0</p>	 <p>TE Part # 7-1971798-3 NEW GI CONN2.5 HDR ASMBLY 7P RED D1.0</p>	 <p>TE Part # 7-1971798-5 NEW GI CONN2.5 HDR ASMBLY 7P BLK D1.0</p>



Also in the Series | GRACE INERTIA 2.5



Documents

Product Drawings

[NEW GI CONN2.5 HDR ASMBLY 7P YLW D1.5](#)

English

[NEW GI CONN2.5 HDR ASMBLY 7P YLW D1.5](#)

English

CAD Files

[3D PDF](#)

[3D](#)

[Customer View Model](#)

[ENG_CVM_CVM_7-1971800-4_E_c-7-1971800-4-e.2d_dxf.zip](#)

English

[Customer View Model](#)

[ENG_CVM_CVM_7-1971800-4_E_c-7-1971800-4-e.3d_igs.zip](#)

English

[Customer View Model](#)



[ENG_CVM_CVM_7-1971800-4_E_c-7-1971800-4-e.3d_stp.zip](#)

English

By downloading the CAD file I accept and agree to the [Terms and Conditions](#) of use.

[Product Specifications](#)

[Application Specification](#)

English

[Agency Approvals](#)

[UL Report](#)

English